
























Non-Disposable Items (Durable Medical Equipment available for loan):





Item Code	Item Name	Description	Picture
AFO	Ankle Foot Orthotic	L-shaped lightweight splint for semi-rigid support of foot and ankle.. Can help improve gait biomechanics and efficiency for patients with mild to moderate foot drop	
AL	Alarms	<u>Medical alarms</u> allow an individual to contact family, friends, or a first responder (911) with the click of a button. <u>Door alarms</u> are a small electronic device that is programmed to detect when the door to which it is attached has been opened. When that door is opened, an alarm is triggered.	 
AMP	Personal Amplifier	For the hearing impaired. It increases the volume of sound.	
APM	Alternating Pressure Mattress	These mattresses are used to help prevent skin breakdown. The mattress automatically alternates inflation and deflation to constantly change pressure points and promote circulation.	
AR	Arm Rest	This armrest/lap tray is padded and is used to protect & support the arm and shoulder while seated. It securely attaches to wheelchair armrest. (The image is a right sided armrest)	





B	Bed	Hospital bed has side rails that can be raised or lowered and a mattress base in three jointed sections so that the head, foot, or middle may be raised by a crank or motor, allowing a patient to lie in various positions, as a therapeutic aid or for comfort.	
BBM	Bubble Bath Massager	This massager mat is placed at the bottom of the tub before filled with water. It includes a remote control to turn on bubbles for spa like effect.	
BC	Bed Cradle	Help keep sheets and blankets off the patient's feet. The sturdy steel frame securely clamps to the mattress and can be easily removed when changing bedsheets.	
BF	Button Fastener	A hook for drawing buttons through button holes	
BP	Blood Pressure Cuff	This digital machine automatically measures blood pressure using an arm cuff and is simple to use. Portable machine for easy use at home.	
BR	Bedrail	Height adjustable and provides assistance getting into and out of bed. Can also assist with balance while sitting on the edge of bed. Can be used on either side of the bed and simply just slides under the mattress.	

BRS	Bathroom Scale	Analog scale to measure weight while standing.	
BSC	Bedside Commode	The bedside commode is a movable toilet that does not use running water. It looks like a chair with a toilet seat and has a bucket or container underneath. The container can be removed for cleaning after the commode is used. A commode can be placed beside the bed if a person cannot get to the bathroom.	
BST	Bedside Table	Commonly found in health care facilities, this height adjustable table has wheels for easy maneuver and rolls nicely under the bed so it can be used while the user is still lying or sitting in bed.	
BTL	Bath Tub Lift	This bath lift is a battery powered bathing device intended to assist a bather into and out of the bath. Comes w/ remote control. Swivel seat can be added to help make transfers easier. Lightweight and folds up for easy removal/transportation.	





BTM	Bath Tub Mesh Mats	This pediatric tilt-in-space PVC bath chair comfortably and easily positions your child for bathing and showering and is specially designed to fit in most bathtubs.	
BTS	Bath Tub Step	This step stool provides added safety and security when stepping in and out of the bathtub.	
C4	Cane – 4 Point Cane or Quad Cane	It has 4 legs, adjustable height, offers greater stability/balance w/ wider base. These can come in a smaller base or wider base.	
CS	Cane – Single Point Cane	Traditional cane that offers additional support for individuals with minimal balance issues.	





CW	Cart Walker	Allows individuals to carry personal items from room to room.	
CHSC	Chair Scale	Allows patients to remain seated while getting their weight measured, features adjustable lift-away armrests for increased accessibility and stability during transfer.	
CL	Chair Lift	Can be placed in wheelchairs, seats, sofas, etc. to help provide some of the assistance required to get out of a seat to standing or for transfers.	
CRG	Chair – Reclining Geri	This chair can be positioned upright, in a deep recline or with the leg rest/footrest elevated, and a retractable lock bar secures the chair in desired position. Often used with patients in long-term care.	
RC	Chair – Electric Recliner Lift Chair	This recliner helps provide standing assistance with its electric elevation/lift feature controlled by remote.	





MCR	Crutches – Metal	Standard crutches to assist with walking. Height adjustable and padded area for under the armpit.	
WCR	Crutches – Wooden	Standard crutches to assist with walking. Height adjustable and padded area for under the armpit.	
FAC	Crutches – Forearm Crutches	These crutches have cuffs that are placed around forearm support during walking. Height adjustable.	
DR	Drink Holder or Cup	Utilized to hold a drink, hands-free, on a wheelchair, or other assistive device.	





EX	Exerciser	Used to maintain lower or upper extremity endurance, as a foot bike when placed on the floor or arm bike when placed on a table. Can also be used to increase range of motion following surgery, such as total knee arthroplasty.	
GB	Gait Belt	Utilized to help safely transfer someone who is not independent.	
HTR	Heated Towel Rack	Utilized to heat a towel, for therapeutic effects, or for comfort following a bath. Needs to be plugged into a nearby outlet.	
H	Hoyer Lift	Uses a sling and hydraulic technology to lift individuals from various surfaces.	

HMD	Humidifier	Increases air moisture for easier breathing, and relief of cold, cough, and flu symptoms, including: nasal congestion, dry cough, sinus irritation, nose bleeds as well as dry skin.	
HPB	Heel Protector Boots	Utilized to help prevent heel ulcers by cradling the foot and lifting the heel off the mattress, eliminating pressure.	
IC	Incontinent Pads	Washable/reusable incontinent briefs made of fabric.	
IVS	IV Stand	Utilized to hang IV bags for medication or hydration from. Keeps bags and tubes organized.	





KN	Knee Immobilizer	Keeps knee stabilized, prevents knee from bending. These are commonly used after an acute injury or surgery.	
L	Light	Lighted mirror.	
LC	Leg Compressor	Through air compression improve blood and lymphatic circulation. Often used for a patient who is immobile, post-surgery, has a lot of swelling, or after an acute injury.	
LL	Leg Lifter	Used to maneuver legs in and out of bed, or chairs, without aide of a caregiver.	





LHSH	Long Handled Shoe Horn	The long handled shoe horn was designed to help put your shoes on while standing, with less effort, and virtually no bending required.	
P	Lung Percussor	Used for respiratory therapy treatment to break up fluids in the chest cavity.	
M or MIR	Mirror	Often utilized for skin checks for a patient who is immobile, or at risk for skin sores, pressure sores.	
N	Nebulizer	Sprays a fine liquid mist, used for inhaling certain medications.	





02B	Oxygen Tank Holder Bag	Holds oxygen tank and makes it easier for someone who is on oxygen to be more mobile with tank. Can be placed on the back of a wheelchair.	
O2C	Oxygen Tank Cart	Oxygen can be placed in this cart on wheels to make it easier for someone on oxygen to move and go places.	
PI	Pillows	Help place spine in a neutral alignment. The C- shaped one helps support the head and neck, the hourglass shaped one goes between the knees and helps place, hip and low back in proper alignment. The wedge has multiple uses: can be placed under the head, feet, or one side.	
Plate	Curved Edge Plate	Designed to provide a 'wall' against which food can be pushed to maneuver it onto the spoon or fork. They allow you to have greater control when using one hand, thus reducing the risk of spilling of food over the edge of the plate.	





R	Ramp	Used to make various buildings accessible by wheelchair.	
REACH	Reacher/Grabber	This reacher helps users with weakened strength to grasp items from hard to reach places.	
RTS	Raised Toilet Seat (no handles)	Raises the height of the toilet seat for individuals who may have difficulty sitting on low surfaces.	
RTSH	Raised Toilet Seat with Handles	Raises the height of the toilet seat with handles for individuals who may have difficulty sitting on low surfaces.	
S	Sling	Used to immobilize an arm after an injury, surgery, or if an arm is paralyzed following a stroke, etc.	





SA or SD	Stocking Assist/Sock Donner	Assists in putting on tight, compression stockings, or socks for someone who has difficulty bending over and pulling them up.	 
SC	Shower Chair (no back)	Chair to be placed in shower or tub and used by individuals who may have difficulty standing the entire duration of a shower.	
SCB	Shower Chair with Back	Chair with a back, to be placed in shower or tub and used by individuals who may have difficulty standing the entire duration of a shower.	
SWC	Shower Wheelchair	A wheelchair that can be navigate into a shower, for someone who is unable to stand, or transfer to to a shower bench, chair, or seat.	
SE	Scooter, Electric	Help improve a patient's ability to navigate the community, who has difficulty walking, or is unable to walk.	 








STR	Shampoo Tray	Shampoo Tray makes washing and rinsing hair in a seated position easier for the elderly and those with physical challenges.	
SLB	Sliding Board or Transfer Board	A sliding board is a piece of equipment that can be used if a person is not able to use their legs to complete a transfer between surfaces or if a standing transfer is not safe to perform. The board is used to make a solid “bridge” between the two surfaces that a person can slide across to transfer between them.	
SS	Sliding Sheet	The sliding sheet reduces friction when you have to position bedridden person, for example in order to turn a patient for treatment or reposition a patient on the bed.	
ST	Steady Transport	Utilized to transfer more mobile patients, who have the ability to stand. For those more mobile patients this is more ideal than a wheelchair. Can be utilized to help a patient get to the toilet or sink, for grooming, etc.	

SW	Swivel Seat	This seat is designed to help a patient who has difficulty turning their body, get in out of car seat.	
TB	Thumb Brace	A brace used to immobilize the thumb and sometimes wrist while allowing other digits freedom to move.	
TC 17-22	Transport Chair with 17"-22" seat	A lightweight mobility chair that combine the function of a wheelchair with the portability of a rollator. They are meant to be pushed by a family member or caregiver, as their small wheels make it impossible for the user to propel themselves.	
TGB	Tub Grab Bar	A bar that is either installed into the wall or attached via suction cups to the wall for bathing safety.	

TSR	Tub Safety Rail	Enables a person to maintain balance, lessen fatigue while standing, hold some of their weight while maneuvering, or have something to grab onto in case of a slip or fall.	
TSF	Toilet Safety Frame	To aid a user who stands when accessing the toilet. The arms of the frame are quite strong when the downward pressure is applied while lowering onto the toilet seat or pushing off the seat. These arms are not very strong if side pressure is applied such as when a wheelchair user would pull themselves across from their wheelchair.	
TZL	Trapeze Lift – floor based	Is used to help individuals change positions while in bed, and aid in the transfer from bed to chairs with minimum assistance. Floor based.	
W	Walker – Standard Walker	Gives stability to individuals who have moderate balance issues when walking.	

W-Hemi	Walker – Half Side Step or Hemi Walker	Provide stability during walking for individuals who need more support than a cane, but less support than a walker.	
ROLL	Walker – Rollator	A rollator is a walking frame equipped with wheels, hand brakes, and a seat that allows for rest breaks.	
W-3W	Walker – 3 Wheeled Walker	A walking frame equipped with wheels and hand brakes used for stability while walking.	
WK	Walker – Knee Walker	For individuals with pain or discomfort following foot surgery, or injury, knee walkers are a pain-free crutch alternative.	

WAR	Walker Arm Rest	This walker platform can be adjusted to be used on the right or left side. Height adjustable to fit on various walkers. The users forearm is placed in on the platform and with a handle to grasp in order to provide additional support to the arm and shoulder when walking.	
WB	Walker Basket	Basket that can be put on most walkers to help eliminate use of hands/carrying objects when moving.	
WT	Walker Tray	Tray that can slide onto standard walkers to help eliminate use of hands/carrying objects when moving.	
WC	White Cane for the visually impaired	Used by individuals who are blind or visually impaired to detect objects that are in front of them when walking.	

WC 14-22	Wheelchair with 14"-22" Seat	For use by individuals who are unable to walk to get from place to place.	
WCC	Wheelchair Cushions	Various types/brands of cushions to be placed in the wheelchair to help distribute pressure and prevent sores from sitting for long-durations.	   
WU	Weighted Utensils (fork, spoon, knife)	Built-up handles increase comfort for those with weak or painful grasp, limited grasping ability, or people with arthritis. Weighted utensils can help minimize tremors.	 
Z	Zipper Pull	A device allowing persons with limited function to fasten zippers on clothing.	